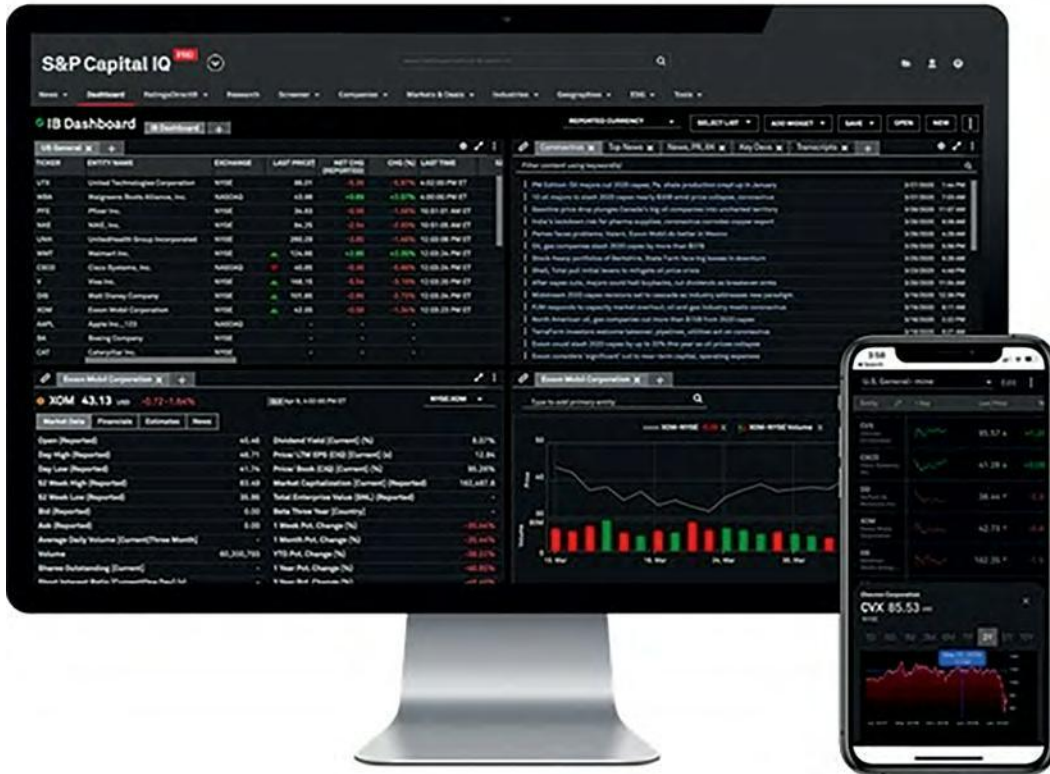


S&P Capital IQ Pro

A single platform for essential intelligence



An unrivaled breadth and depth of data. Tech-forward productivity tools. News and research that tell the story behind the data. All in one platform that powers your edge.

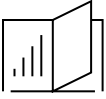
Essential information you need, when you need it. That's the power of S&P Capital IQ Pro.

Confident decisions begin with access to the right information.



Data that's in a class of its own

To make confident decisions, you must trust your source. The S&P Capital IQ Pro platform is built on the highest-quality corporate, market, and financial information available. And to prove our relentless commitment to quality, we offer a \$50 reward to clients who find a verified mistake or omission in our data.



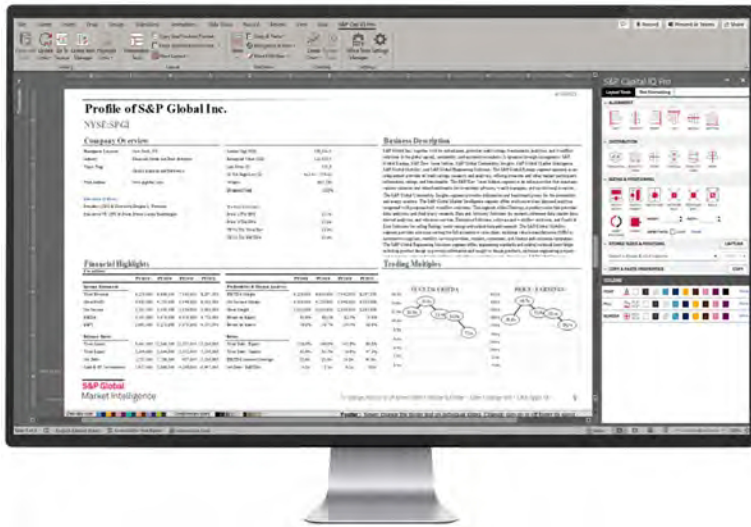
Unrivaled market insights

Access deeper, more meaningful data on the global financial markets, companies, and industries that impact your business. The S&P Capital IQ Pro platform provides proprietary research and in-depth analysis from thought leaders and industry experts, and condenses more than 135 billion raw data points a year into actionable intelligence.



Service you can rely on

The markets never rest, and neither do we. Our 24/7/365 global support team provides around-the-clock assistance on every aspect of the S&P Capital IQ Pro platform. Our dedicated experts are only a phone call, email, or chat away to answer any questions.



Connect our data with Microsoft Office

Link Data and Formulas in Excel

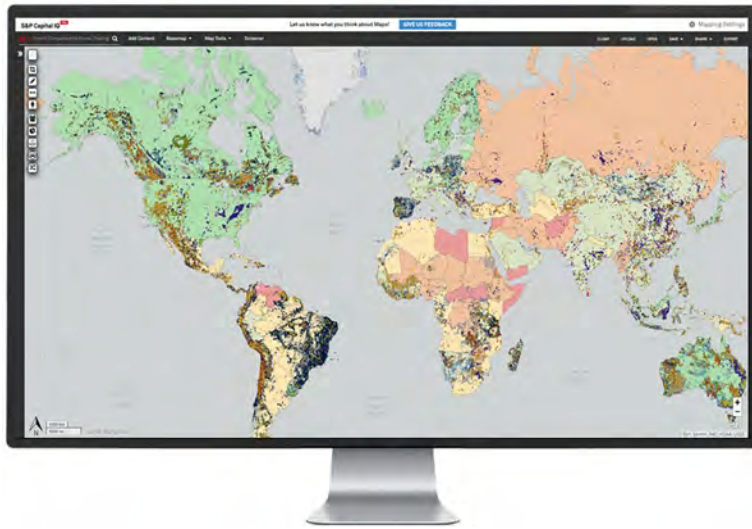
Access S&P Global data and formulas in Excel and refresh with just one click.

Integrate Data Across Office

Seamlessly integrate data from Excel to PowerPoint or Word with fewer errors.

Model with the Experts

Use pre-built templates or partner with our support analysts to build custom models.



Navigate our data with Mapping

Visualization Tools

Built on sector-specific data, the Maps tool builds a bird's-eye view of the market.

M&A Analysis

Identify unseen opportunities and see the pro-forma footprint of potential mergers.

Presentation-ready Graphics

Elevate your presentation with crisp visuals of asset-level data, market stats, and more.



Monitor companies and markets with Dashboards

Customization Options

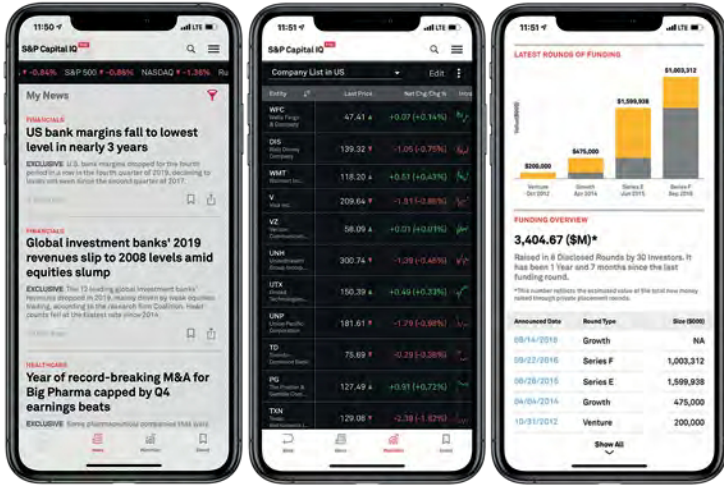
Choose from a multitude of widgets and templates to create your custom dashboard.

Data Streaming

Stream real time data updates alongside news and Market Intelligence fundamentals.

Click Through Options

Click on tickers for more company data, news to read the full articles, and more.



Access our data anytime, anywhere with the Mobile App

Create Watchlists

Monitor the markets by accessing up to three of your custom lists to view their updates.

Get Notifications

Create push notifications and triggers for sector-focused news or key market updates.

View Corporate Profiles

View corporate profiles as a snapshot optimized for mobile or expand to view them in full.

Power your decisions with our Investment Research

More Experts, More Answers

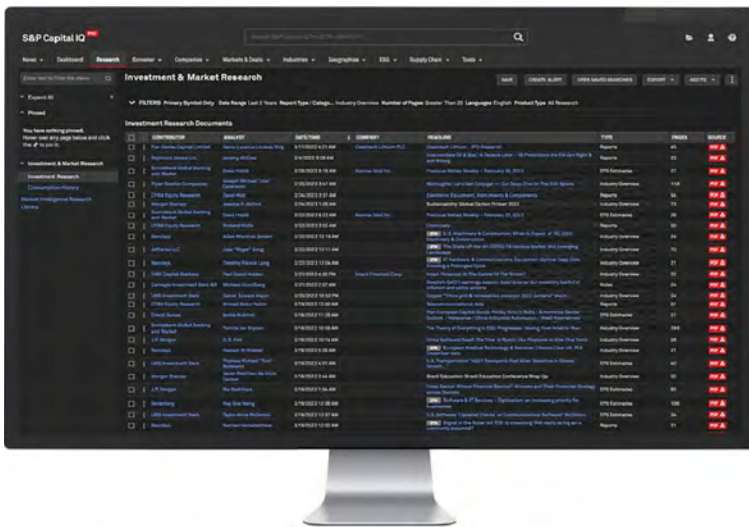
Gain important insights from leading analysts at 1000+ global and regional investment banks.

Precision Search and Previews

Find the most relevant information from over 29 million+ reports.

Actionable Forecasts

Improve your business decisions with detailed company projections, industry analysis, and opinions on macro-economic trends.





Read the story behind the data with News

Select Subscriptions

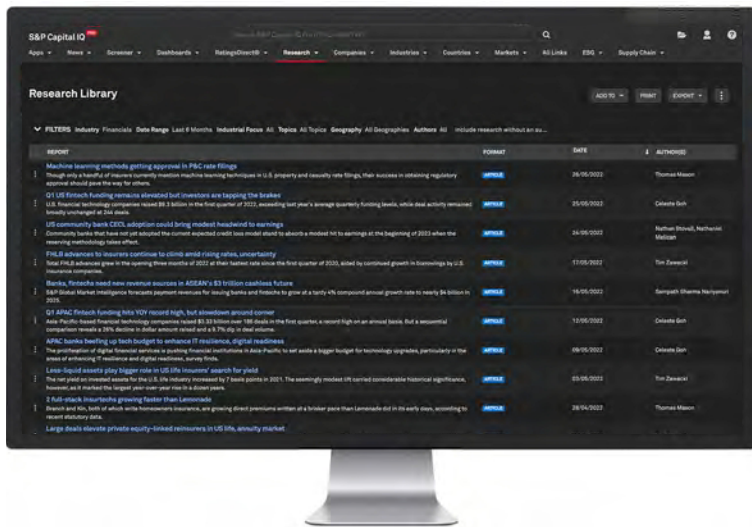
Subscribe to the sector specific content applicable to your needs.

Filter Content

Bring the news you want to see to the forefront by using lists and filters.

Create Alerts

Get news and alerts when and where you need them, including on your mobile device.



Uncover new insights with our Research

Broaden Your Sector Intelligence

Access data-driven industry research from our expert analysts and thought leaders.

Access Different Types of Research

Utilize our proprietary reports, forecasts, and interactive data sets to make decisions.

Try Smart Search

Easily locate research from 1700+ providers with our sophisticated search functionality

Combine the fundamentals you expect with the data you've always wanted.

The S&P Capital IQ Pro platform digs deeper to deliver solutions that are sector-specific, data-rich, and hyper-targeted for your evolving business needs. We're always thinking about the sectors that fuel the markets, exploring new industries and adding more resources, so you get a perspective you can trust.

Data that differentiates your analysis



Public Company Financials

62,000+ public, including 47,000+ active with current financials.



Private Company Data

50M+ private companies & 1.04M+ early stage companies.



Estimates

100+ metrics for 18,300+ active companies from 110+ countries.



Ownership

45,000+ public companies, 35,000+ institutions, 47,000+ funds and 328,000+ insiders.



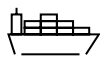
Transactions

980K+ M&A, 646K+ Public Offerings, 550K+ Rounds of Funding including 100K+ Crunchbase offerings.



Trucost and ESG

Trucost climate physical risk and transition risk datasets, S&P Global ESG Scores, Trucost SDG Analytics, ESG news, research and data visualizations.



Supply Chain Data

Proprietary research, supply chain company profiles, and country-level analysis via Panjiva.



Credit Ratings Data and Research

Explore current and historical credit ratings and research on 9,500+ global issuers and 79,000+ securities. Dive deeper into credit ratings' underlying scores and factors, ESG credit indicators, and more.

Data that differentiates your analysis



Financial Institutions

Coverage includes 60k+ banks and 600K+ branches worldwide historically with comprehensive financial data dependent on size and market.



Insurance

Access data, news, documents and analytics for 44K+ public and private insurers and insurance subsidiaries.



Energy

Use our custom mapping and project tracking tools on 156K+ public and private companies, 118K+ power plants, and 223K+ power plant unites for a deep assessment of the sector.



Real Estate

Coverage includes 1,000+ companies across 45 countries and 100K+ properties and locations.



Metals and Mining

View cost analysis, acquisitions activity, commodity market forecasts, and more on 144K+ public and private mining companies and 39K+ mining projects and processing facilities.



Technology, Media, and Telecommunications

Our TMT solution combines data, news, and specific insight from Kagan research in one place covering 1.5M+ public and private TMT companies and detailed profiles on Pay TV Operators, TV Networks, Telecom Operators, OTT Service Providers, U.S. Wireless Licenses, and more.

About S&P Global Market Intelligence

At S&P Global Market Intelligence, we understand the importance of accurate, deep, and insightful information. Our team of experts delivers unrivaled insights and leading data and technology solutions, partnering with customers to expand their perspective, operate with confidence, and make decisions with conviction.

S&P Global Market Intelligence is a division of S&P Global (NYSE: SPGI). S&P Global is the world's foremost provider of credit ratings, benchmarks, analytics, and workflow solutions in the global capital, commodity, and automotive markets. With every one of our offerings, we help many of the world's leading organizations navigate the economic landscape so they can plan for tomorrow, today. For more information, visit www.spglobal.com/marketintelligence.

Screenshots are for illustrative purposes only. Coverage as of April 2023.

Copyright © 2023 by S&P Global Market Intelligence, a division of S&P Global Inc. All rights reserved. No content, including by framing or similar means, may be reproduced or distributed without the prior written permission of S&P Global Market Intelligence or its affiliates. The content is provided on an "as is" basis.

spglobal.com/marketintelligence